


**LAGUN
115 M**

scale 1:1



front


back

ENCADREMENTS / KADERS

MDB
METAL
A DIVISION OF MDB


CORNIÈRE / HOEKIJZER

| ACIER / STAAL + ALU



DANS / IN

| ACIER / STAAL + ALU



SUR / OP


| ACIER / STAAL + ALU



DERRIÈRE / ACHTER


PLAT / PLAT

| ACIER / STAAL + ALU




SUR / OP

| ACIER / STAAL




DANS / IN

| ACIER / STAAL




SUR TRANCHE / OP ZIJDE

FICHE TECHNIQUE / TECHNISCHE GEGEVENS



Acier / Staal

Epaisseur / Dikte	1,5 mm	2 mm	3 mm
Poids au m ² / Gewicht per m ²	9,4	12,6	19,3



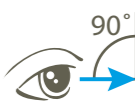
Aluminium

Epaisseur / Dikte	1,5 mm	2 mm	3 mm
Poids au m ² / Gewicht per m ²	3,2	4,3	6,6

Dimensions standard de fabrication : Autres dimensions, nous consulter / Basis fabricatie breedtes : Andere afmetingen, ons raadplegen
LD : 1000 / 1250 / 1500 mm | CD : 3000 mm max. LD : 1000 / 1250 / 1500 / 2000 mm | CD : 3000 mm max.

Transparence Doorlaat

max : 70 %



90° : 34 %



23 mm